


BIB & BEB Whirlybird

Installation Instructions




1. To determine roof pitch, place gauge on peak of roof as shown. Position straight edge as shown. Read roof pitch from printed gauge parallel to bottom of straight edge.




2. After turning bottom of elbow clockwise to align roof pitch number with indicator line on flashing. Place 3 screws through holes that line up with predrilled holes in base.



3. Locate base opening between rafters and mark hole(s) to be cut. Locate rafters by tapping roof.



4. Cut hole as marked. Seal around entire perimeter of hole with roofing cement.



5. Slide top half of flashing under shingles. Secure with nails at top, sides and bottom.



6. Rotate top of elbow to level position by turning counter clockwise.



7. Place locking clamp across seam and tighten as shown, with included screw.



8. Seal the adjusting seam and the base/elbow connection seam on inside with roofing cement. Seal locking clamp holes and all exposed nails with roofing cement.



9. Position whirlybird on the base. Line up the predrilled holes in the brackets and elbow and fasten with sheet metal screws.



10. After installing check to see that whirlybird turns freely. In transportation it may have shifted slightly. If necessary, minor adjustment may be made by gently prying lowest point of turbine upward to remove any wobble.

GUARANTEE

Lomanco, Inc., guarantees this product against defects due to workmanship, parts, or mechanical failure forever. For replacement of the defective product send it, freight prepaid to Lomanco, Inc., 2101 West Main Street, Jacksonville, AR 72076. If the unit is defective, it will be replaced with a new unit at no charge and returned, freight prepaid. Guarantee does not include replacement due to destructive storms. Guarantee is transferable from the original owner to subsequent owners.

GUARANTEE APPLIES TO RESIDENTIAL ATTIC USE ONLY AS AN EXHAUST VENT IN A BALANCED VENTILATION SYSTEM.

GUARANTEE IS VOID IF USED ON FIREPLACE, CHIMNEY, STOVEPIPE OR ANY APPLICATION OTHER THAN AS INTENDED BY LOMANCO.



Lomanco, Inc.

P.O. Box 519 • 2101 West Main
Jacksonville, AR 72076

800-643-5596 Fax: 501-982-1258
info@lomanco.com www.lomanco.com

